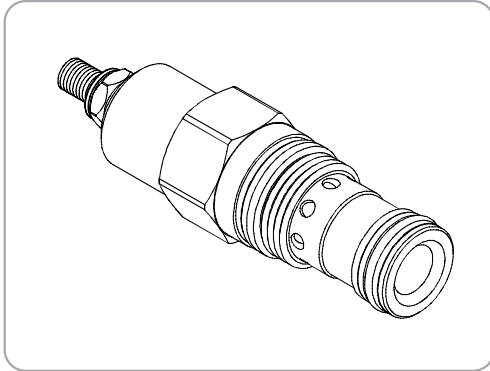
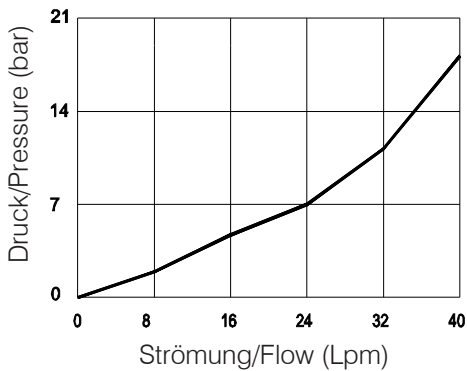


Kartusche Drosselventile - Wwt Serie/Cartridge Throttle Valves - Wwt Series

WWT-02 Serie/Series



Leistung/Performance



Spezifikationen/Specifications

Model Nr./Model Number	Max Druck/Max. Pressure (bar)	Max.Ström./Max. Flow (lpm)	Gewicht/Weight (Kg)
WwT-02	350 (5076 psi)	35(9.25 gpm)	0.16(0.35 lbs)
Flüssigkeitstyp/Fluid Type		ISO VG 32, 46, 68	
Viskosität cSt/Viscosity cSt		10~400 (59~1854 SSU)	
Betriebstemperatur/Operating Temperature		-15~70 (-5~158°F)	
Verschmutzungsgrad/Contamination Level		ISO4406.21/19/16 NAS1638,10	

Wie man bestellt/How To Order

1	2	3	4	5
WWT	02	- *	- *	- *

1 Ventil-Serie/Valve Series
 WWT = Pilot betrieben rückschlagventil kartusche
 Cartridge Pilot Operated
 Check Valves

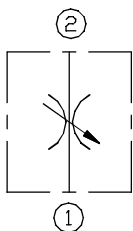
2 Größe der Montageplatte/Subplate Mounting Size
 02: T-13A Cavity:13A

3 Einstellbare Druck/Adjustment Option

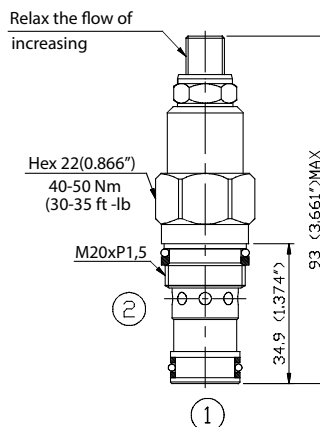
NONE	NONE:TOOL ADJUST	
K	K:HAND-BAR ADJUST	

4 Design No

Steuerport (S)/Control Port (S)

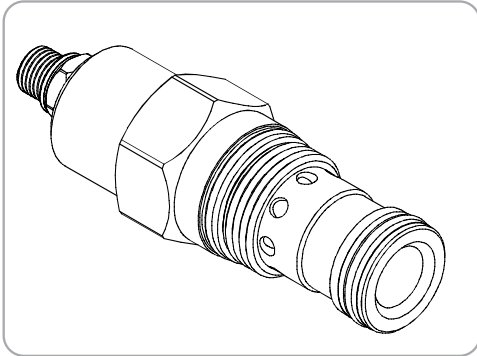


Maße/Dimensions

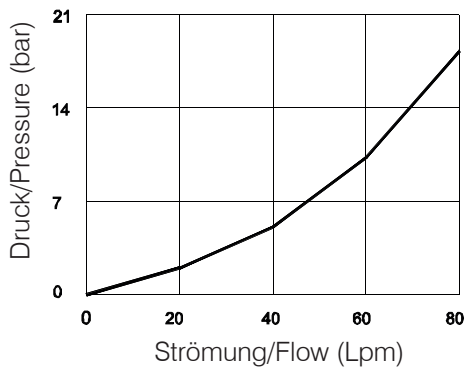


Kartusche Drosselventile - Wwt Serie/Cartridge Throttle Valves - Wwt Series

WWT-03 Serie/Series



Leistung/Performance



Spezifikationen/Specifications

Model Nr./Model Number	Max Druck/Max. Pressure (bar)	Max.Ström./Max. Flow (lpm)	Gewicht/Weight (Kg)
WWT-03	350 (5076 psi)	50 (13.21 gpm)	0.3(0.66 lbs)
Flüssigkeitstyp/Fluid Type		ISO VG 32, 46, 68	
Viskosität cSt/Viscosity cSt		10~400 (59~1854 SSU)	
Betriebstemperatur/Operating Temperature		-15~70 (-5~158°F)	
Verschmutzungsgrad/Contamination Level		ISO4406.21/19/16 NAS1638,10	

Wie man bestellt/How To Order

1	2	3	4
WWT	03	- *	- *

1 Ventil-Serie/Valve Series
WCK=Pilot betrieben rückschlagventil kartusche
Cartridge Pilot Operated
Check Valves

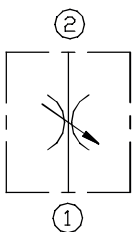
4 Design No

2 Größe der Montageplatte/Subplate Mounting Size
03: T-13A Cavity:5A

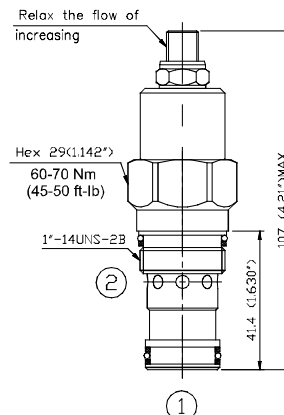
3 Adjustment Option

NONE	NONE:TOOL ADJUST	
K	K:HAND-BAR ADJUST	

Steuerport (S)/Control Port (S)

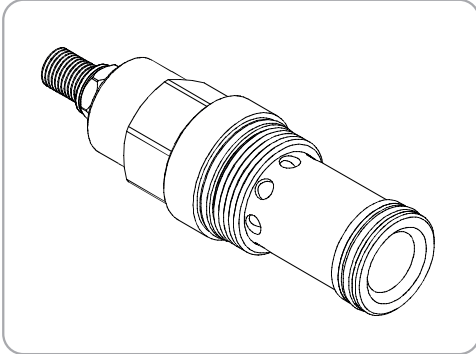


Maße/Dimensions



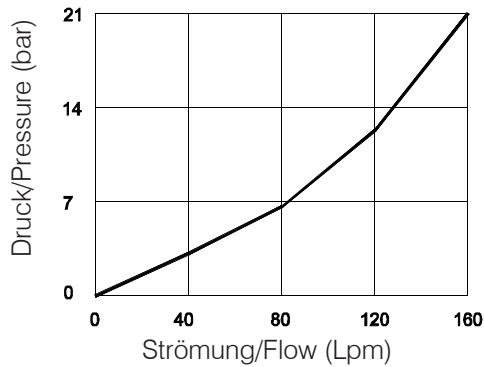
Kartusche Drosselventile - Wwt Serie/Cartridge Throttle Valves - Wwt Series

WWT-06 Serie/Series



Leistung/Performance

Spezifikationen/Specifications



Model Nr./Model Number	Max Druck/Max. Pressure (bar)	Max.Ström./Max. Flow (lpm)	Gewicht/Weight (Kg)
WWT-06	350 (5076 psi)	160 (42.27 gpm)	0.6(1.32 lbs)
Flüssigkeitstyp/Fluid Type		ISO VG 32, 46, 68	
Viskosität cSt/Viscosity cSt		10~400 (59~1854 SSU)	
Betriebstemperatur/Operating Temperature		-15~70 (-5~158°F)	
Verschmutzungsgrad/Contamination Level		ISO4406.21/19/16 NAS1638,10	

Wie man bestellt/How To Order

1	2	3	4
WWT	06	- *	- *

- 1 Ventil-Serie/Valve Series**
 WWT=Pilot betrieben rückschlagventil kartusche
 Cartridge Pilot Operated
 Check Valves

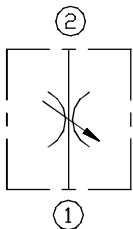
- 4 Design No**

- 2 Größe der Montageplatte/Subplate Mounting Size**
 06: T-16A Cavity:16A

- 3 Adjustment Option**

NONE	NONE:TOOL ADJUST	
K	K:HAND-BAR ADJUST	

Steuerport (S)/Control Port (S)



Maße/Dimensions

